

13

PARSING WITH CONTEXT-FREE GRAMMARS

There are and can exist but two ways of investigating and discovering truth. The one hurries on rapidly from the senses and particulars to the most general axioms, and from them. . . derives and discovers the intermediate axioms. The other constructs its axioms from the senses and particulars, by ascending continually and gradually, till it finally arrives at the most general axioms.

Francis Bacon, *Novum Organum* Book I.19 (1620)

We defined parsing in Ch. 3 as a combination of recognizing an input string and assigning a structure to it. Syntactic parsing, then, is the task of recognizing a sentence and assigning a syntactic structure to it. This chapter focuses on the kind of structures assigned by context-free grammars of the kind described in Ch. 12. However, since they are a purely declarative formalism, context-free grammars don't specify *how* the parse tree for a given sentence should be computed, therefore we'll need to specify algorithms that employ these grammars to produce trees. This chapter presents three of the most widely used parsing algorithms for automatically assigning a complete context-free (phrase structure) tree to an input sentence.

These kinds of parse trees are directly useful in applications such as **grammar checking** in word-processing systems; a sentence which cannot be parsed may have grammatical errors (or at least be hard to read). More typically, however, parse trees serve as an important intermediate stage of representation for **semantic analysis** (as we will see in Ch. 18), and thus plays an important role in applications like **question answering** and **information extraction**. For example, to answer the question

What books were written by British women authors before 1800?

we'll need to know that the subject of the sentence was *what books* and that the by-adjunct was *British women authors* to help us figure out that the user wants a list of books (and not a list of authors).

Before presenting any parsing algorithms, we begin by describing some of the factors that motivate the standard algorithms. First, we revisit the **search metaphor** for parsing and recognition, which we introduced for finite-state automata in Ch. 2, and talk about the **top-down** and **bottom-up** search strategies. We then discuss how the

$S \rightarrow NP VP$	$Det \rightarrow that \mid this \mid a$
$S \rightarrow Aux NP VP$	$Noun \rightarrow book \mid flight \mid meal \mid money$
$S \rightarrow VP$	$Verb \rightarrow book \mid include \mid prefer$
$NP \rightarrow Pronoun$	$Pronoun \rightarrow I \mid she \mid me$
$NP \rightarrow Proper-Noun$	$Proper-Noun \rightarrow Houston \mid TWA$
$NP \rightarrow Det Nominal$	$Aux \rightarrow does$
$Nominal \rightarrow Noun$	$Preposition \rightarrow from \mid to \mid on \mid near \mid through$
$Nominal \rightarrow Nominal Noun$	
$Nominal \rightarrow Nominal PP$	
$VP \rightarrow Verb$	
$VP \rightarrow Verb NP$	
$VP \rightarrow Verb NP PP$	
$VP \rightarrow Verb PP$	
$VP \rightarrow VP PP$	
$PP \rightarrow Preposition NP$	

Figure 13.1 The \mathcal{L}_1 miniature English grammar and lexicon.

ambiguity problem rears its head again in syntactic processing, and how it ultimately makes simplistic approaches based on backtracking infeasible.


The sections that follow then present the Cocke-Kasami-Younger (CKY) algorithm (Kasami, 1965; Younger, 1967), the Earley algorithm (Earley, 1970), and the Chart Parsing approach (Kay, 1986; Kaplan, 1973). These approaches all combine insights from bottom-up and top-down parsing with dynamic programming to efficiently handle complex inputs. Recall that we've already seen several applications of dynamic programming algorithms in earlier chapters — Minimum-Edit-Distance, Viterbi, Forward. Finally, we discuss **partial parsing methods**, for use in situations where a superficial syntactic analysis of an input may be sufficient.

13.1 PARSING AS SEARCH

Chs. 2 and 3 showed that finding the right path through a finite-state automaton, or finding the right transduction for an input, can be viewed as a search problem. For finite-state automata, the search is through the space of all possible paths through a machine. In syntactic parsing, the parser can be viewed as searching through the space of possible parse trees to find the correct parse tree for a given sentence. Just as the search space of possible paths was defined by the structure of an automata, so the search space of possible parse trees is defined by a grammar. Consider the following ATIS sentence:

(13.1) Book that flight.

Fig. 13.1 introduces the \mathcal{L}_1 grammar, which consists of the \mathcal{L}_0 grammar from the last chapter with a few additional rules. Given this grammar, the correct parse tree for this example would be the one shown in Fig. 13.2.



How can we use \mathcal{L}_1 to assign the parse tree in Fig. 13.2 to this example? The goal of a parsing search is to find all the trees whose root is the start symbol S and which cover exactly the words in the input. Regardless of the search algorithm we choose, there are two kinds of constraints that should help guide the search. One set of constraints comes from the data, that is, the input sentence itself. Whatever else is true of the final parse tree, we know that there must be three leaves, and they must be the words *book*, *that*, and *flight*. The second kind of constraint comes from the grammar. We know that whatever else is true of the final parse tree, it must have one root, which must be the start symbol S .

These two constraints, invoked by Bacon at the start of this chapter, give rise to the two search strategies underlying most parsers: **top-down** or **goal-directed search**, and **bottom-up** or **data-directed search**. These constraints are more than just search strategies. They reflect two important insights in the western philosophical tradition: the **rationalist** tradition, which emphasizes the use of prior knowledge, and the **empiricist** tradition, which emphasizes the data in front of us.

RATIONALIST
EMPIRICIST

13.1.1 Top-Down Parsing

TOP-DOWN

A **top-down** parser searches for a parse tree by trying to build from the root node S down to the leaves. Let's consider the search space that a top-down parser explores, assuming for the moment that it builds all possible trees in parallel. The algorithm starts by assuming the input can be derived by the designated start symbol S . The next step is to find the tops of all trees which can start with S , by looking for all the grammar rules with S on the left-hand side. In the grammar in Fig. 13.1, there are three rules that expand S , so the second **ply**, or level, of the search space in Fig. 13.3 has three partial trees.

PLY

We next expand the constituents in these three new trees, just as we originally expanded S . The first tree tells us to expect an NP followed by a VP , the second expects an Aux followed by an NP and a VP , and the third a VP by itself. To fit the search space on the page, we have shown in the third ply of Fig. 13.3 only a subset of the trees that result from the expansion of the left-most leaves of each tree. At each ply of the search space we use the right-hand sides of the rules to provide new sets of expectations

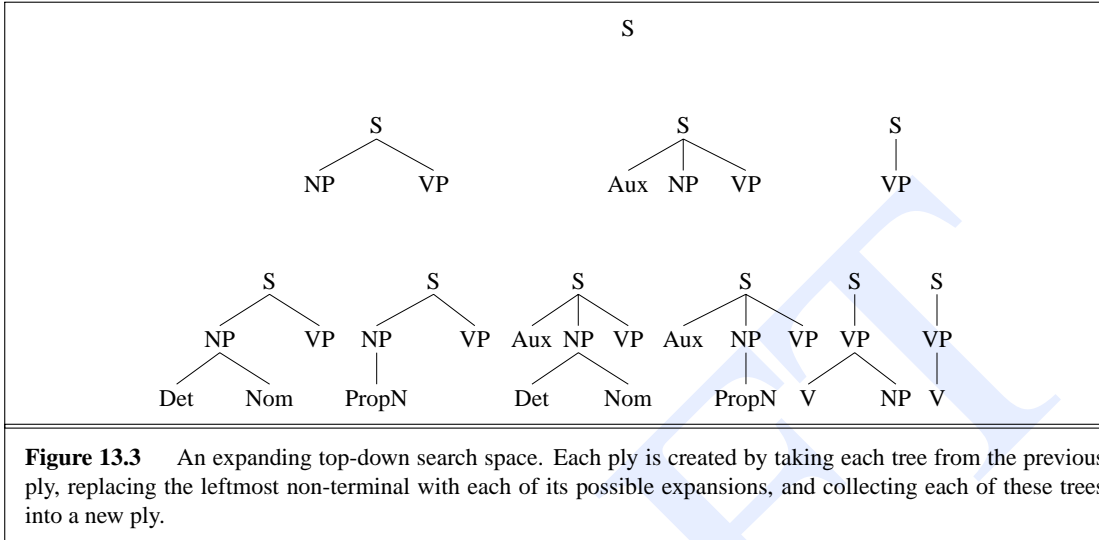


Figure 13.3 An expanding top-down search space. Each ply is created by taking each tree from the previous ply, replacing the leftmost non-terminal with each of its possible expansions, and collecting each of these trees into a new ply.

for the parser, which are then used to recursively generate the rest of the trees. Trees are grown downward until they eventually reach the part-of-speech categories at the bottom of the tree. At this point, trees whose leaves fail to match all the words in the input can be rejected, leaving behind those trees that represent successful parses. In Fig. 13.3, only the fifth parse tree in the third ply (the one which has expanded the rule $VP \rightarrow Verb NP$) will eventually match the input sentence *Book that flight*.

13.1.2 Bottom-Up Parsing

BOTTOM-UP

Bottom-up parsing is the earliest known parsing algorithm (it was first suggested by Yngve (1955)), and is used in the shift-reduce parsers common for computer languages (Aho and Ullman, 1972). In bottom-up parsing, the parser starts with the words of the input, and tries to build trees from the words up, again by applying rules from the grammar one at a time. The parse is successful if the parser succeeds in building a tree rooted in the start symbol S that covers all of the input. Fig. 13.4 shows the bottom-up search space, beginning with the sentence *Book that flight*. The parser begins by looking up each input word in the lexicon and building three partial trees with the part-of-speech for each word. But the word *book* is ambiguous; it can be a noun or a verb. Thus the parser must consider two possible sets of trees. The first two plies in Fig. 13.4 show this initial bifurcation of the search space.

Each of the trees in the second ply is then expanded. In the parse on the left (the one in which *book* is incorrectly considered a noun), the $Nominal \rightarrow Noun$ rule is applied to both of the nouns (*book* and *flight*). This same rule is also applied to the sole noun (*flight*) on the right, producing the trees on the third ply.

In general, the parser extends one ply to the next by looking for places in the parse-in-progress where the right-hand side of some rule might fit. This contrasts with the earlier top-down parser, which expanded trees by applying rules when their left-hand side matched an unexpanded non-terminal.

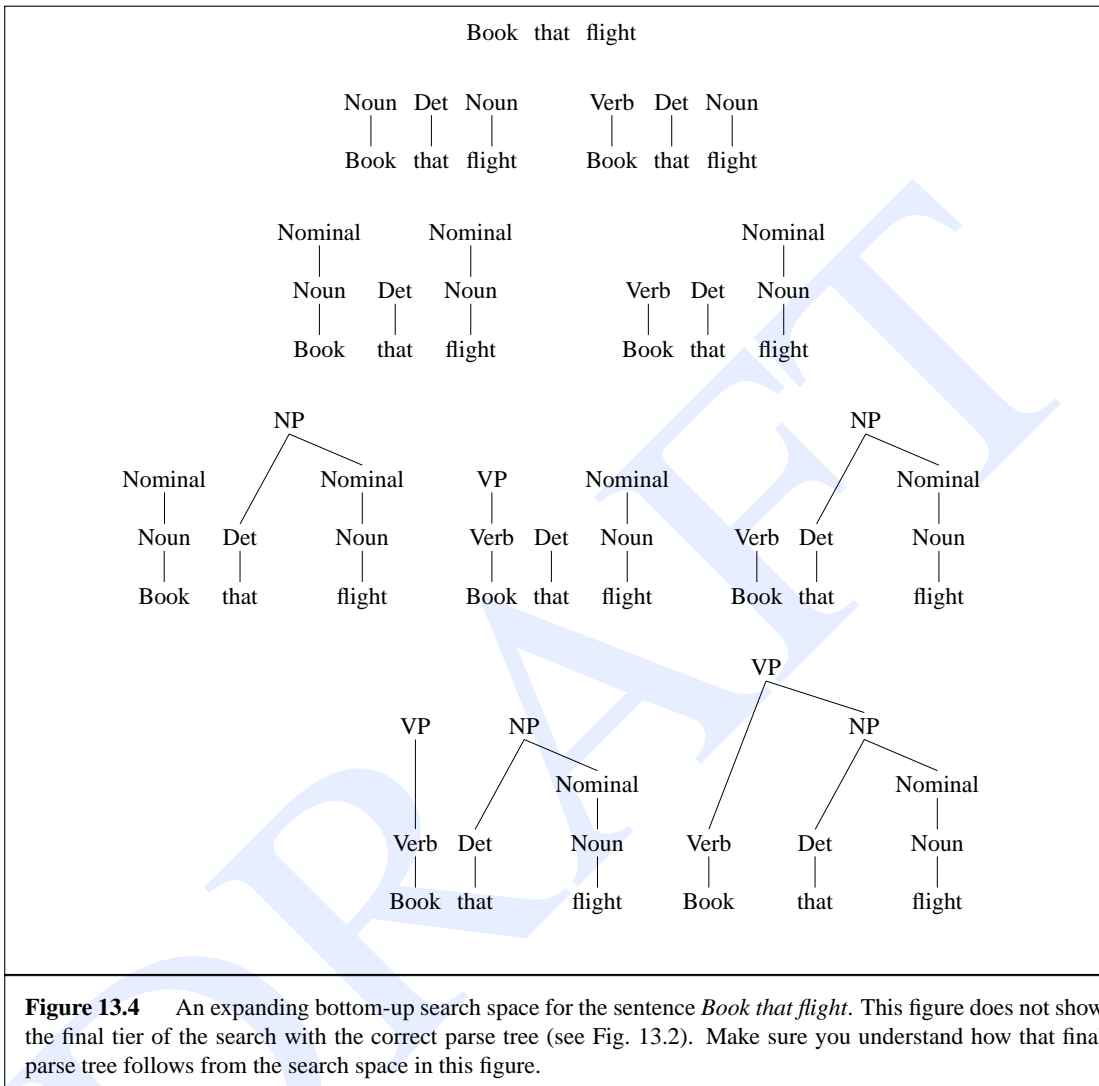


Figure 13.4 An expanding bottom-up search space for the sentence *Book that flight*. This figure does not show the final tier of the search with the correct parse tree (see Fig. 13.2). Make sure you understand how that final parse tree follows from the search space in this figure.

Thus in the fourth ply, in the first and third parse, the sequence *Det Nominal* is recognized as the right-hand side of the $NP \rightarrow Det\ Nominal$ rule.

In the fifth ply, the interpretation of *book* as a noun has been pruned from the search space. This is because this parse cannot be continued: there is no rule in the grammar with the right-hand side *Nominal NP*. The final ply of the search space (not shown in Fig. 13.4) contains the correct parse (see Fig. 13.2).

13.1.3 Comparing Top-Down and Bottom-Up Parsing

Each of these two architectures has its own advantages and disadvantages. The top-down strategy never wastes time exploring trees that cannot result in an S , since it

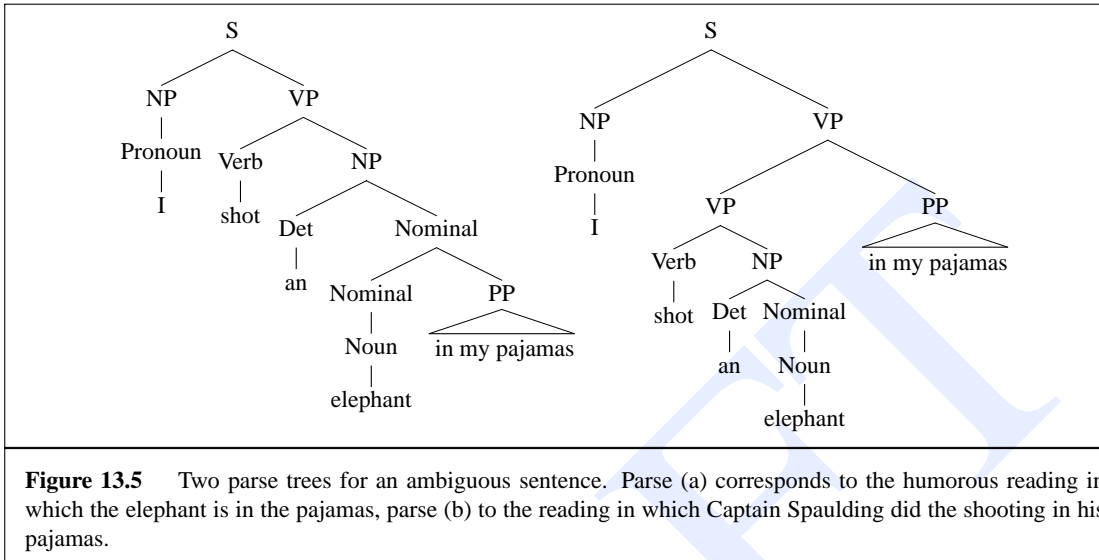


Figure 13.5 Two parse trees for an ambiguous sentence. Parse (a) corresponds to the humorous reading in which the elephant is in the pajamas, parse (b) to the reading in which Captain Spaulding did the shooting in his pajamas.

begins by generating just those trees. This means it also never explores subtrees that cannot find a place in some S -rooted tree. In the bottom-up strategy, by contrast, trees that have no hope of leading to an S , or fitting in with any of their neighbors, are generated with wild abandon.

The top-down approach has its own inefficiencies. While it does not waste time with trees that do not lead to an S , it does spend considerable effort on S trees that are not consistent with the input. Note that the first four of the six trees in the third ply in Fig. 13.3 all have left branches that cannot match the word *book*. None of these trees could possibly be used in parsing this sentence. This weakness in top-down parsers arises from the fact that they generate trees before ever examining the input. Bottom-up parsers, on the other hand, never suggest trees that are not at least locally grounded in the input.

13.2 AMBIGUITY

One morning I shot an elephant in my pajamas. How he got into my pajamas I don't know.

Groucho Marx, *Animal Crackers*, 1930

Ambiguity is perhaps the most serious problem faced by parsers. Ch. 5 introduced the notions of **part-of-speech ambiguity** and **part-of-speech disambiguation**. In this section we introduce a new kind of ambiguity, which arises in the syntactic structures used in parsing, called **structural ambiguity**. Structural ambiguity occurs when the grammar assigns more than one possible parse to a sentence. Groucho Marx's well-known line as Captain Spaulding is ambiguous because the phrase *in my pajamas* can be part of the NP headed by *elephant* or the verb-phrase headed by *shot*.

Structural ambiguity, appropriately enough, comes in many forms. Two particularly common kinds of ambiguity are **attachment ambiguity** and **coordination ambiguity**.

A sentence has an **attachment ambiguity** if a particular constituent can be attached to the parse tree at more than one place. The Groucho Marx sentence above is an example of PP-attachment ambiguity. Various kinds of adverbial phrases are also subject to this kind of ambiguity. For example in the following example the gerundive-VP *flying to Paris* can be part of a gerundive sentence whose subject is *the Eiffel Tower* or it can be an adjunct modifying the VP headed by *saw*:

- (13.2) We saw the Eiffel Tower flying to Paris.

In **coordination ambiguity** there are different sets of phrases that can be conjoined by a conjunction like *and*. For example, the phrase *old men and women* can be bracketed as [*old [men and women]*], referring to *old men* and *old women*, or as [*old men*] and [*women*], in which case it is only the men who are old.

These ambiguities combine in complex ways in real sentences. A program that summarized the news, for example, would need to be able to parse sentences like the following from the Brown corpus:

- (13.3) President Kennedy today pushed aside other White House business to devote all his time and attention to working on the Berlin crisis address he will deliver tomorrow night to the American people over nationwide television and radio.

This sentence has a number of ambiguities, although since they are semantically unreasonable, it requires a careful reading to see them. The last noun phrase could be parsed [*nationwide [television and radio]*] or [*[nationwide television] and radio*]. The direct object of *pushed aside* should be *other White House business* but could also be the bizarre phrase [*other White House business to devote all his time and attention to working*] (i.e., a structure like *Kennedy affirmed [his intention to propose a new budget to address the deficit]*). Then the phrase *on the Berlin crisis address he will deliver tomorrow night to the American people* could be an adjunct modifying the verb *pushed*. The *PP over nationwide television and radio* could be attached to any of the higher VPs or NPs (e.g., it could modify *people* or *night*).

The fact that there are many unreasonable parses for naturally occurring sentences is an extremely irksome problem that affects all parsers. Ultimately, most natural language processing systems need to be able to choose the correct parse from the multitude of possible parses via process known as **syntactic disambiguation**. Unfortunately, effective disambiguation algorithms generally require statistical, semantic, and pragmatic knowledge not readily available during syntactic processing (techniques for making use of such knowledge will be introduced later, in Ch. 14 and Ch. 18).

Lacking such knowledge we are left with the choice of simply returning all the possible parse trees for a given input. Unfortunately, generating all the possible parses from robust, highly ambiguous, wide-coverage grammars such as the Penn Treebank grammar described in Ch. 12 is problematic. The reason for this lies in the potentially exponential number of parses that are possible for certain inputs. Consider the following ATIS example:

- (13.4) Show me the meal on Flight UA 386 from San Francisco to Denver.

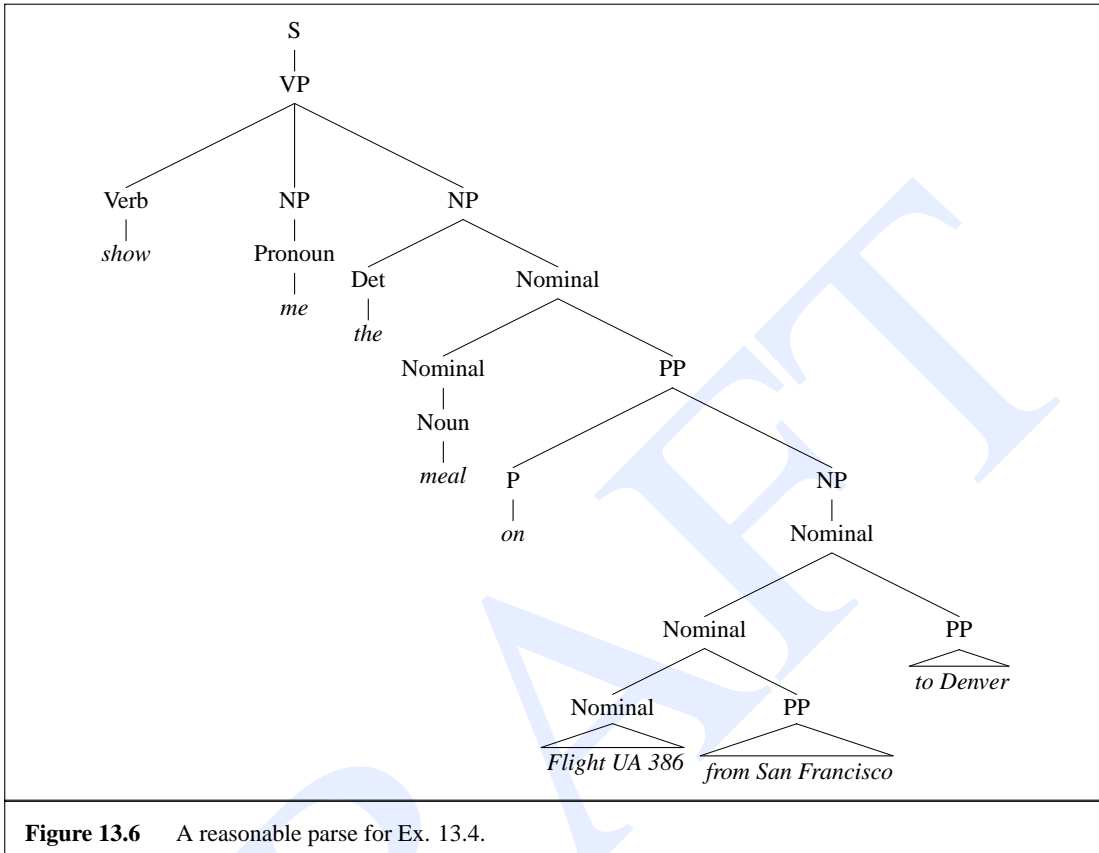


Figure 13.6 A reasonable parse for Ex. 13.4.

The recursive $VP \rightarrow VP PP$ and $Nominal \rightarrow Nominal PP$ rules conspire with the three prepositional phrases at the end of this sentence to yield a total of 14 parse trees for this sentence. For example *from San Francisco* could be part of the VP headed by *show* (which would have the bizarre interpretation that the showing was happening from San Francisco). Church and Patil (1982) showed that the number of parses for sentences of this type grows exponentially at the same rate as the number of parenthesizations of arithmetic expressions.

LOCAL AMBIGUITY

Even if a sentence isn't ambiguous (i.e. it doesn't have more than one parse in the end), it can be inefficient to parse due to **local ambiguity**. Local ambiguity occurs when some part of a sentence is ambiguous, that is, has more than one parse, even if the whole sentence is not ambiguous. For example the sentence *Book that flight* is unambiguous, but when the parser sees the first word *Book*, it cannot know if it is a verb or a noun until later. Thus it must use consider both possible parses.

13.3 SEARCH IN THE FACE OF AMBIGUITY

To fully understand the problem that local and global ambiguity poses for syntactic parsing let's return to our earlier description of top-down and bottom-up parsing. There we made the simplifying assumption that we could explore all possible parse trees in parallel. Thus each ply of the search in Fig. 13.3 and Fig. 13.4 showed parallel expansions of the parse trees on the previous plies. Although it is certainly possible to implement this method directly, it typically entails the use of an unrealistic amount of memory to store the space of trees as they are being constructed. This is especially true since realistic grammars have much more ambiguity than the miniature grammar we've been using.

A common alternative approach to exploring complex search-spaces is to use an agenda-based backtracking **strategy** such as those used to implement the various finite-state machines in Chs. 2 and 3. A backtracking approach expands the search space incrementally by systematically exploring one state at a time. The state chosen for expansion can be based on simple systematic strategies such as depth-first or breadth-first methods, or on more complex methods that make use of probabilistic and semantic considerations. When the given strategy arrives at a tree that is inconsistent with the input, the search continues by returning to an unexplored option already on the agenda. The net effect of this strategy is a parser that single-mindedly pursues trees until they either succeed or fail before returning to work on trees generated earlier in the process.

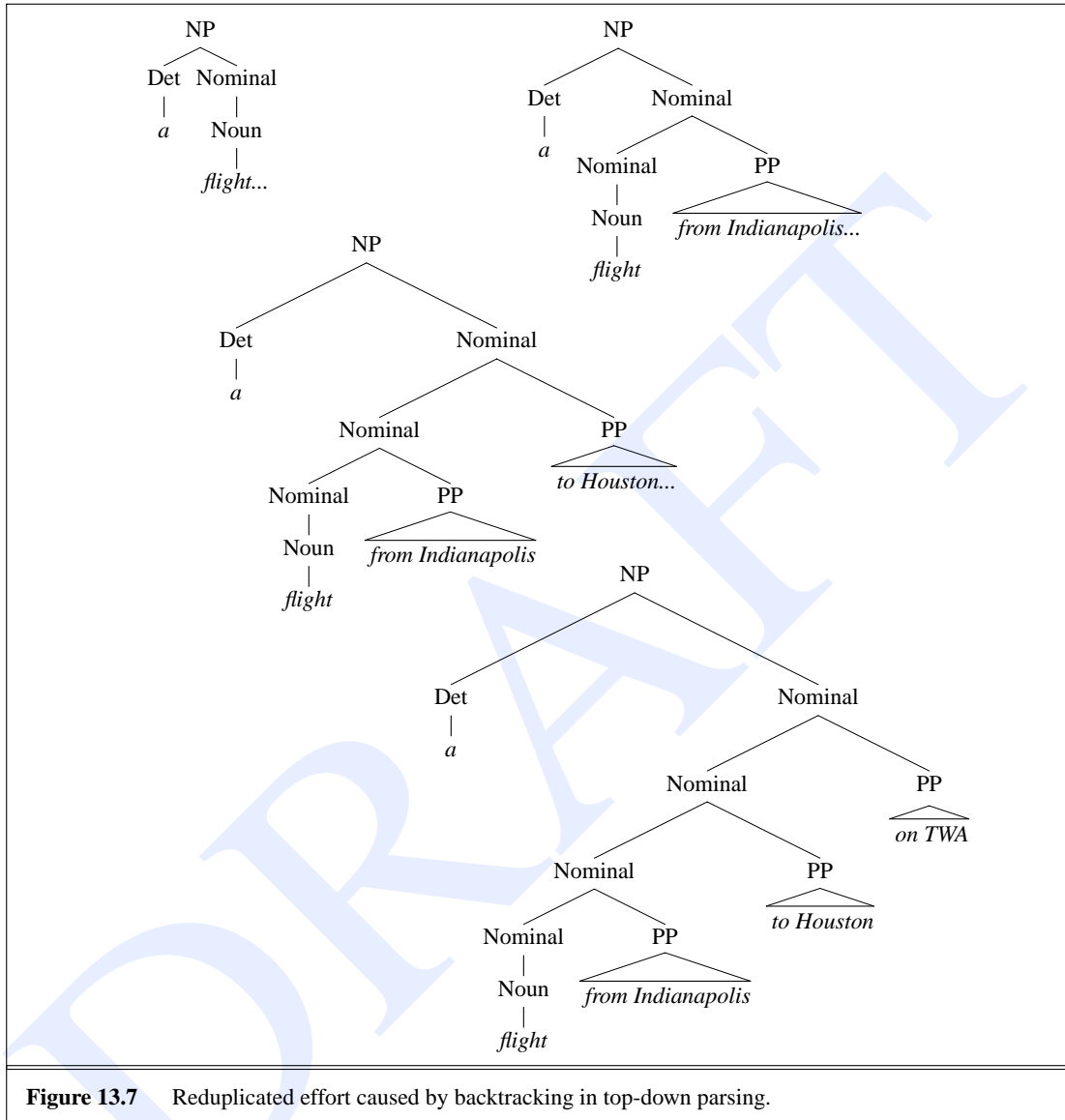
Unfortunately, the pervasive ambiguity in typical grammars leads to intolerable inefficiencies in any backtracking approach. Backtracking parsers will often build valid trees for portions of the input, and then discard them during backtracking, only to find that they have to be rebuilt again. Consider the top-down backtracking process involved in finding a parse for the *NP* in (13.5):

(13.5) a flight from Indianapolis to Houston on TWA

The preferred complete parse shown as the bottom tree in Fig. 13.7. While there are numerous parses of this phrase, we will focus here on the amount of repeated work expended on the path to retrieving this single preferred parse.

A typical top-down, depth-first, left-to-right backtracking strategy leads to small parse trees that fail because they do not cover all of the input. These successive failures trigger backtracking events which lead to parses that incrementally cover more and more of the input. The sequence of trees attempted on the way to the correct parse by this top-down approach is shown in Fig. 13.7.

This figure clearly illustrates the kind of silly reduplication of work that arises in backtracking approaches. Except for its topmost component, every part of the final tree is derived more than once. The work done on this simple example would, of course, be magnified by any ambiguity introduced by the verb phrase or sentential level. Note that although this example is specific to top-down parsing, similar examples of wasted effort exist for bottom-up parsing as well.



13.4 DYNAMIC PROGRAMMING PARSING METHODS

The previous section presented some of the problems that afflict standard bottom-up or top-down parsers due to ambiguity. Luckily, there is a single class of algorithms which can solve these problems. **Dynamic programming** once again provides a framework for solving this problem, just as it helped us with the Minimum Edit Distance, Viterbi, and Forward algorithms. Recall that dynamic programming approaches systematically fill in tables of solutions to sub-problems. When complete, the tables contain the solu-

tion to all the sub-problems needed to solve the problem as a whole.

In the case of parsing, such tables are used to store subtrees for each of the various constituents in the input as they are discovered. The efficiency gain arises from the fact that these subtrees are discovered once, stored, and then used in all parses calling for that constituent. This solves the re-parsing problem (subtrees are looked up, not re-parsed) and partially solves the ambiguity problem (the dynamic programming table implicitly stores all possible parses by storing all the constituents with links that enable the parses to be reconstructed). As we mentioned earlier, the three most widely used methods are the Cocke-Kasami-Younger (CKY) algorithm, the Earley algorithm, and Chart Parsing.

13.4.1 CKY Parsing

Let's begin our investigation of CKY algorithm by examining one of its major requirements: the grammars used with it must be in Chomsky Normal Form (CNF). Recall from Ch. 12 that grammars in CNF are restricted to rules of the form $A \rightarrow BC$, or $A \rightarrow w$. That is, the right-hand side of each rule must expand to either two non-terminals or to a single terminal. Recall also that restricting a grammar to CNF does not lead to any loss in expressiveness since any context-free grammar can be converted into a corresponding CNF grammar that accepts exactly the same set of strings as the original grammar. This single restriction gives rise to an extremely simple and elegant table-based parsing method.

Conversion to CNF

Let's start with the process of converting a generic CFG into one represented in CNF. Assuming we're dealing with an ϵ -free grammar, there are three situations we need to address in any generic grammar: rules that mix terminals with non-terminals on the right-hand side, rules that have a single non-terminal on the right, and rules where the right-hand side's length is greater than two.

The remediation for rules that mix terminals and non-terminals is to simply introduce a new dummy non-terminal that covers only the original terminal. For example, a rule for an infinitive verb phrase such as $INF-VP \rightarrow to VP$ would be replaced by the two rules $INF-VP \rightarrow TO VP$ and $TO \rightarrow to$.

Rules with a single non-terminal on the right are called **unit productions**. Unit productions are eliminated by rewriting the right-hand side of the original rules with the right-hand side of all the non-unit production rules that they ultimately lead to. More formally, if $A \xRightarrow{*} B$ by a chain of one or more unit productions, and $B \rightarrow \gamma$ is a non-unit production in our grammar, then we add $A \rightarrow \gamma$ for each such rule in the grammar, and discard all the intervening unit productions. As we'll see with our toy grammar, this can lead to a substantial *flattening* of the grammar, and a consequent promotion of terminals to fairly high levels in the resulting trees.

Rules with right-hand sides longer than 2 are remedied through the introduction of new non-terminals that spread the longer sequences over several new productions. Formally, if we have a rule like

$$A \rightarrow BC\gamma$$

we replace the leftmost pair of non-terminals with a new non-terminal and introduce a new production result in the following new rules.

$$XI \rightarrow BC$$

$$A \rightarrow XI\gamma$$

In the case of longer right-hand sides, we simply iterate this process until the offending rule has length 2. The choice of replacing the leftmost pair of non-terminals is purely arbitrary; any systematic scheme that results in binary rules would suffice.

In our current grammar, the rule $S \rightarrow Aux NP VP$ would be replaced by the two rules $S \rightarrow XI VP$ and $XI \rightarrow Aux NP$.

The entire conversion process can be summarized as follows:

1. Copy all conforming rules to the new grammar unchanged,
2. Convert terminals within rules to dummy non-terminals,
3. Convert unit-productions,
4. Binarize all rules and add to new grammar.

Fig. 13.8 shows the results of applying this entire conversion procedure to the \mathcal{L}_1 grammar introduced earlier on page 2. Note that this figure doesn't show the original lexical rules; since these original lexical rules are already in CNF, they all carry over unchanged to the new grammar. Fig. 13.8 does, however, show the various places where the process of eliminating unit-productions has, in effect, created new lexical rules. For example, all the original verbs have been promoted to both VPs and to Ss in the converted grammar.

CKY Recognition

With our grammar now in CNF, each non-terminal node above the part-of-speech level in a parse tree will have exactly two daughters. A simple two-dimensional matrix can be used to encode the structure of an entire tree. More specifically, for a sentence of length n , we will be working with the upper-triangular portion of an $(n+1) \times (n+1)$ matrix. Each cell $[i, j]$ in this matrix contains a set of non-terminals that represent all the constituents that span positions i through j of the input. Since our indexing scheme begins with 0, it's natural to think of the indexes as pointing at the gaps between the input words (as in $_0 Book_1 that_2 flight_3$). It follows then that the cell that represents the entire input resides in position $[0, n]$ in the matrix.

Since our grammar is in CNF, the non-terminal entries in the table have exactly two daughters in the parse. Therefore, for each constituent represented by an entry $[i, j]$ in the table there must be a position in the input, k , where it can be split into two parts such that $i < k < j$. Given such a k , the first constituent $[i, k]$ must lie to the left of entry $[i, j]$ somewhere along row i , and the second entry $[k, j]$ must lie beneath it, along column j .

To make this more concrete, consider the following example with its completed parse matrix shown in Fig. 13.9.

(13.6) Book the flight through Houston.

The superdiagonal row in the matrix contains the parts of speech for each input word in the input. The subsequent diagonals above that superdiagonal contain constituents that cover all the spans of increasing length in the input.

$S \rightarrow NP VP$	$S \rightarrow NP VP$
$S \rightarrow Aux NP VP$	$S \rightarrow XI VP$
	$XI \rightarrow Aux NP$
$S \rightarrow VP$	$S \rightarrow book \mid include \mid prefer$
	$S \rightarrow Verb NP$
	$S \rightarrow X2 PP$
	$S \rightarrow Verb PP$
	$S \rightarrow VP PP$
$NP \rightarrow Pronoun$	$NP \rightarrow I \mid she \mid me$
$NP \rightarrow Proper-Noun$	$NP \rightarrow TWA \mid Houston$
$NP \rightarrow Det Nominal$	$NP \rightarrow Det Nominal$
$Nominal \rightarrow Noun$	$Nominal \rightarrow book \mid flight \mid meal \mid money$
$Nominal \rightarrow Nominal Noun$	$Nominal \rightarrow Nominal Noun$
$Nominal \rightarrow Nominal PP$	$Nominal \rightarrow Nominal PP$
$VP \rightarrow Verb$	$VP \rightarrow book \mid include \mid prefer$
$VP \rightarrow Verb NP$	$VP \rightarrow Verb NP$
$VP \rightarrow Verb NP PP$	$VP \rightarrow X2 PP$
	$X2 \rightarrow Verb NP$
$VP \rightarrow Verb PP$	$VP \rightarrow Verb PP$
$VP \rightarrow VP PP$	$VP \rightarrow VP PP$
$PP \rightarrow Preposition NP$	$PP \rightarrow Preposition NP$

Figure 13.8 \mathcal{L}_1 Grammar and its conversion to CNF. Note that although they aren't shown here all the original lexical entries from \mathcal{L}_1 carry over unchanged as well.

	Book	the	flight	through	Houston
S, VP, Verb Nominal, Noun		S, VP, X2		S, VP	
[0,1]	[0,2]	[0,3]	[0,4]	[0,5]	
	Det	NP		NP	
	[1,2]	[1,3]	[1,4]	[1,5]	
		Nominal, Noun		Nominal	
		[2,3]	[2,4]	[2,5]	
		Prep	PP		
		[3,4]	[3,5]		
			NP, Proper- Noun		
			[4,5]		

Figure 13.9 Completed parse table for *Book the flight through Houston*.

Given all this, CKY recognition is simply a matter of filling the parse table in the right way. To do this, we'll proceed in a bottom-up fashion so that at the point

where we are filling any cell $[i, j]$, the cells containing the parts that could contribute to this entry, (i.e. the cells to the left and the cells below) have already been filled. There are several ways to do this; as the right side of Fig. 13.9 illustrates, the algorithm given in Fig. 13.10 fills the upper-triangular matrix a column at a time working from left to right. Each column is then filled from bottom to top. This scheme guarantees that at each point in time we have all the information we need (to the left, since all the columns to the left have already been filled, and below since we're filling bottom to top). It also mirrors on-line parsing since filling the columns from left to right corresponds to processing each word one at a time.

```

function CKY-PARSE(words, grammar) returns table

for  $j \leftarrow$  from 1 to LENGTH(words) do
   $table[j-1, j] \leftarrow \{A \mid A \rightarrow words[j] \in grammar\}$ 
  for  $i \leftarrow$  from  $j-2$  downto 0 do
    for  $k \leftarrow i+1$  to  $j-1$  do
       $table[i, j] \leftarrow table[i, j] \cup$ 
         $\{A \mid A \rightarrow BC \in grammar,$ 
           $B \in table[i, k],$ 
           $C \in table[k, j]\}$ 

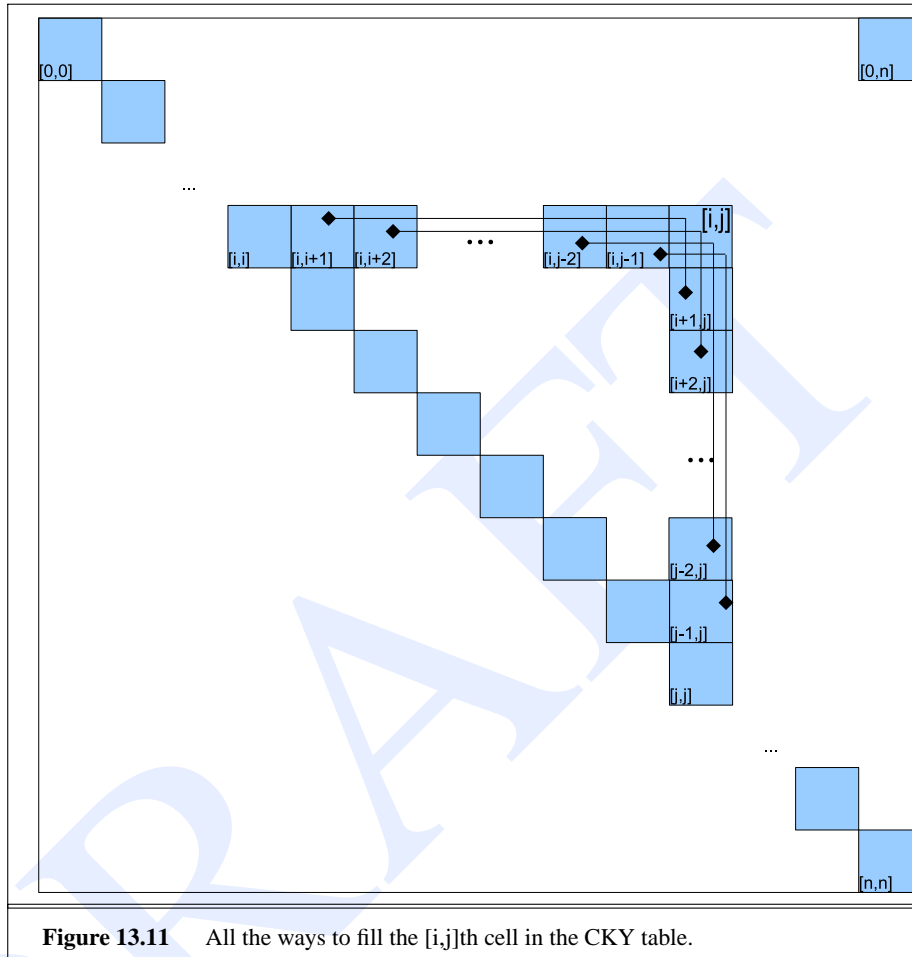
```

Figure 13.10 The CKY algorithm

The outermost loop of the algorithm given in Fig. 13.10 iterates over the columns, the second loop iterates over the rows, from the bottom up. The purpose of the innermost loop is to range over all the places where a substring spanning i to j in the input might be split in two. As k ranges over the places where the string can be split, the pairs of cells we consider move, in lockstep, to the right along row i and down along column j . Fig. 13.11 illustrates the general case of filling cell $[i, j]$. At each such split, the algorithm considers whether the contents of the two cells can be combined in a way that is sanctioned by a rule in the grammar. If such a rule exists, the non-terminal on its left-hand side is entered into the table.

Fig. 13.12 shows how the five cells of column 5 of the table are filled after the word *Houston* is read. The arrows point out the two spans that are being used to add an entry to the table. Note that the action in cell $[0, 5]$ indicates the presence of three alternative parses for this input, one where the *PP* modifies the *flight*, one where it modifies the *booking*, and one that captures the second argument in the original $VP \rightarrow Verb NP PP$ rule, now captured indirectly with the $VP \rightarrow X2 PP$ rule.

In fact, since our current algorithm manipulates *sets* of non-terminals as cell entries, it won't include multiple copies of the same non-terminal in the table; the second *S* and *VP* discovered while processing $[0, 5]$ would have no effect. We'll revisit this behavior in the next section.



CKY Parsing

The algorithm given in Fig. 13.10 is a recognizer, not a parser; for it to succeed it simply has to find an S in cell $[0,N]$. To turn it into a parser capable of returning all possible parses for a given input, we'll make two simple changes to the algorithm: the first change is to augment the entries in the table so that each non-terminal is paired with pointers to the table entries from which it was derived (more or less as shown in Fig. 13.12), the second change is to permit multiple versions of the same non-terminal to be entered into the table (again as shown in Fig. 13.12.) With these changes, the completed table contains all the possible parses for a given input. Returning an arbitrary single parse consists of choosing an S from cell $[0,n]$ and then recursively retrieving its component constituents from the table.

Of course, returning all the parses for a given input may incur considerable cost. As we saw earlier, there may be an exponential number of parses associated with a given input. In such cases, returning all the parses will have an unavoidable exponential

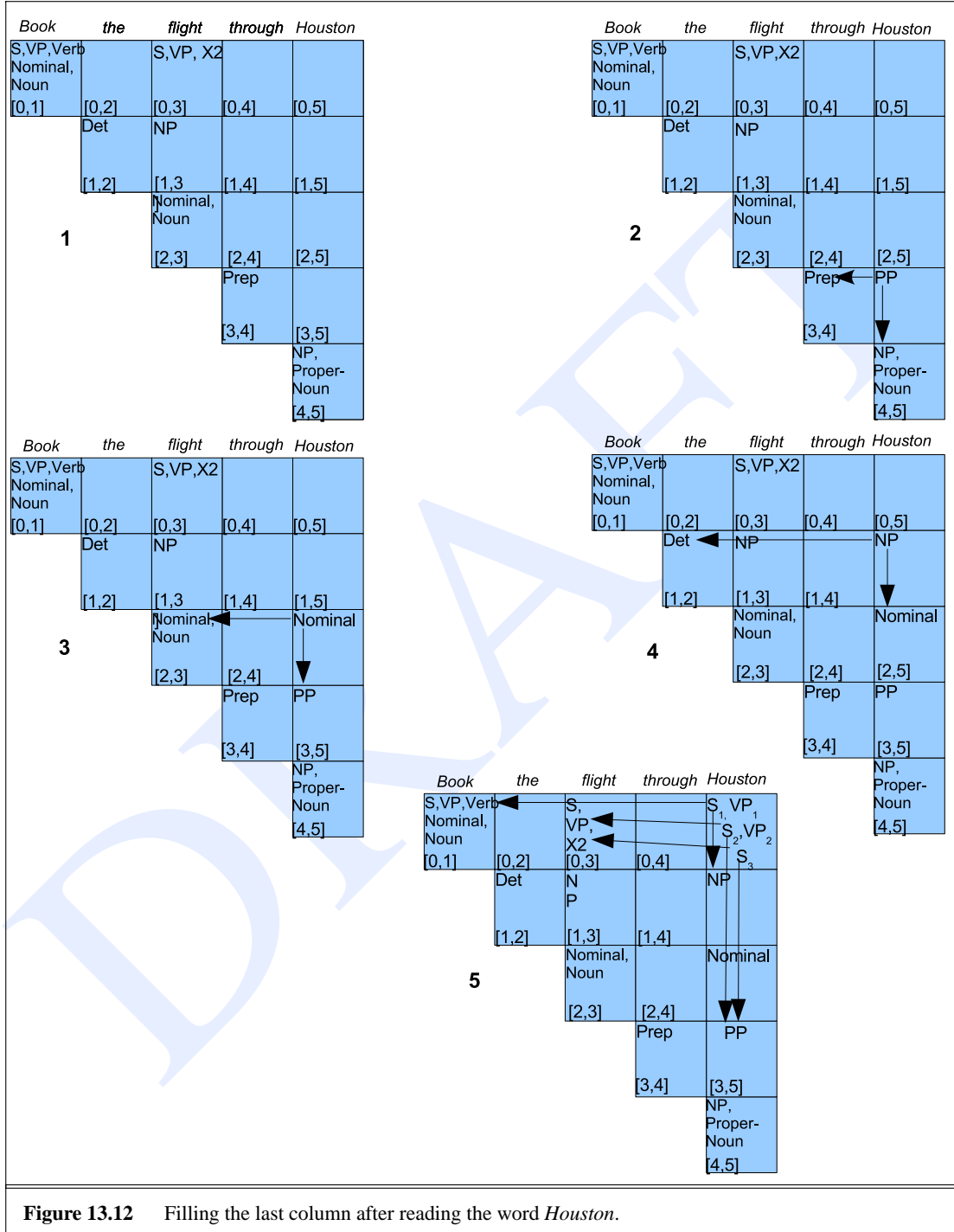


Figure 13.12 Filling the last column after reading the word *Houston*.

cost. Looking forward to Ch. 14, we can also think about retrieving the best parse for a given input by further augmenting the table to contain the probabilities of each entry. Retrieving the most probable parse consists of running a suitably modified version of the Viterbi algorithm from Ch. 5 over the completed parse table.

CKY in Practice

Finally, we should note that while the restriction to CNF does not pose a problem theoretically, it does pose some non-trivial problems in practice. Obviously, as things stand now, our parser isn't returning trees that are consistent with the grammar given to us by our friendly syntacticians. In addition to making our grammar developers unhappy, the conversion to CNF will complicate any syntax-driven approach to semantic analysis.

One approach to getting around these problems is to keep enough information around to transform our trees back to the original grammar as a post-processing step of the parse. This is trivial in the case of the transformation used for rules with length greater than 2. Simply deleting the new dummy non-terminals and promoting their daughters restores the original tree.

In the case of unit productions, it turns out to be more convenient to alter the basic CKY algorithm to handle them directly than it is to store the information needed to recover the correct trees. Exercise 13.3 asks you to make this change. Many of the probabilistic parsers presented in Ch. 14 use the CKY algorithm altered in just this manner. Another solution is to adopt a more complex dynamic programming solution that simply accepts arbitrary CFGs. The next section presents such an approach.

13.4.2 The Earley Algorithm

In contrast to the bottom-up search implemented by the CKY algorithm, the Earley algorithm (Earley, 1970) uses dynamic programming to implement a **top-down search** of the kind discussed earlier in Sec. 13.1.1. The core of the Earley algorithm is a single left-to-right pass that fills an array we'll call a **chart** that has $N + 1$ entries. For each word position in the sentence, the chart contains a list of states representing the partial parse trees that have been generated so far. As with the CKY algorithm, the indexes represent the locations between the words in an input (as in $_0 \textit{Book}_1 \textit{ that}_2 \textit{ flight}_3$). By the end of the sentence, the chart compactly encodes all the possible parses of the input. Each possible subtree is represented only once and can thus be shared by all the parses that need it.

The individual states contained within each chart entry contain three kinds of information: a subtree corresponding to a single grammar rule, information about the progress made in completing this subtree, and the position of the subtree with respect to the input. We'll use a \bullet within the right-hand side of a state's grammar rule to indicate the progress made in recognizing it. The resulting structure is called a **dotted rule**. A state's position with respect to the input will be represented by two numbers indicating where the state begins and where its dot lies.

Consider the following example states, which would be among those created by the Earley algorithm in the course of parsing Ex. 13.7:

(13.7) Book that flight.

CHART

DOTTED RULE

$$\begin{aligned}
 S &\rightarrow \bullet VP, [0,0] \\
 NP &\rightarrow Det \bullet Nominal, [1,2] \\
 VP &\rightarrow VNP \bullet, [0,3]
 \end{aligned}$$

The first state, with its dot to the left of its constituent, represents a top-down prediction for this particular kind of S . The first 0 indicates that the constituent predicted by this state should begin at the start of the input; the second 0 reflects the fact that the dot lies at the beginning as well. The second state, created at a later stage in the processing of this sentence, indicates that an NP begins at position 1, that a Det has been successfully parsed and that a $Nominal$ is expected next. The third state, with its dot to the right of all its two constituents, represents the successful discovery of a tree corresponding to a VP that spans the entire input.

The fundamental operation of an Earley parser is to march through the $N + 1$ sets of states in the chart in a left-to-right fashion, processing the states within each set in order. At each step, one of the three operators described below is applied to each state depending on its status. In each case, this results in the addition of new states to the end of either the current, or next, set of states in the chart. The algorithm always moves forward through the chart making additions as it goes; states are never removed and the algorithm never backtracks to a previous chart entry once it has moved on. The presence of a state $S \rightarrow \alpha \bullet, [0, N]$ in the list of states in the last chart entry indicates a successful parse. Fig. 13.13 gives the complete algorithm.

The following three sections describe in detail the three operators used to process states in the chart. Each takes a single state as input and derives new states from it. These new states are then added to the chart as long as they are not already present. The PREDICTOR and the COMPLETER add states to the chart entry being processed, while the SCANNER adds a state to the next chart entry.

Predictor

As might be guessed from its name, the job of PREDICTOR is to create new states representing top-down expectations generated during the parsing process. PREDICTOR is applied to any state that has a non-terminal immediately to the right of its dot that is not a part-of-speech category. This application results in the creation of one new state for each alternative expansion of that non-terminal provided by the grammar. These new states are placed into the same chart entry as the generating state. They begin and end at the point in the input where the generating state ends.

For example, applying PREDICTOR to the state $S \rightarrow \bullet VP, [0,0]$ results in the addition of the following five states

$$\begin{aligned}
 VP &\rightarrow \bullet Verb, [0,0] \\
 VP &\rightarrow \bullet Verb NP, [0,0] \\
 VP &\rightarrow \bullet Verb NP PP, [0,0] \\
 VP &\rightarrow \bullet Verb PP, [0,0] \\
 VP &\rightarrow \bullet VP PP, [0,0]
 \end{aligned}$$

to the first chart entry.

```

function EARLEY-PARSE(words, grammar) returns chart
  ADDTOCHART(( $\gamma \rightarrow \bullet S$ , [0, 0]), chart[0])
  for  $i \leftarrow$  from 0 to LENGTH(words) do
    for each state in chart[ $i$ ] do
      if INCOMPLETE?(state) and
        NEXT-CAT(state) is not a part of speech then
        PREDICTOR(state)
      elseif INCOMPLETE?(state) and
        NEXT-CAT(state) is a part of speech then
        SCANNER(state)
      else
        COMPLETER(state)
      end
    end
  return(chart)

procedure PREDICTOR(( $A \rightarrow \alpha \bullet B \beta$ , [ $i, j$ ]))
  for each ( $B \rightarrow \gamma$ ) in GRAMMAR-RULES-FOR( $B$ , grammar) do
    ADDTOCHART(( $B \rightarrow \bullet \gamma$ , [ $j, j$ ]), chart[ $j$ ])
  end

procedure SCANNER(( $A \rightarrow \alpha \bullet B \beta$ , [ $i, j$ ]))
  if  $B \in$  PARTS-OF-SPEECH(word[ $j$ ]) then
    ADDTOCHART(( $B \rightarrow \text{word}[j] \bullet$ , [ $j, j + 1$ ]), chart[ $j + 1$ ])

procedure COMPLETER(( $B \rightarrow \gamma \bullet$ , [ $j, k$ ]))
  for each ( $A \rightarrow \alpha \bullet B \beta$ , [ $i, j$ ]) in chart[ $j$ ] do
    ADDTOCHART(( $A \rightarrow \alpha B \bullet \beta$ , [ $i, k$ ]), chart[ $k$ ])
  end

procedure ADDTOCHART(state, chart-entry)
  if state is not already in chart-entry then
    PUSH-ON-END(state, chart-entry)
  end

```

Figure 13.13 The Earley algorithm

Scanner

When a state has a part-of-speech category to the right of the dot, SCANNER is called to examine the input and incorporate a state corresponding to the prediction of a word with a particular part-of-speech into the chart. This is accomplished by creating a new state from the input state with the dot advanced over the predicted input category. Note that unlike CKY, Earley uses top-down input to help deal with part-of-speech ambiguities; only those parts-of-speech of a word that are predicted by some existing state will find their way into the chart.

Returning to our example, when the state $VP \rightarrow \bullet \text{Verb NP}$, [0, 0] is processed, SCANNER consults the current word in the input since the category following the dot is

a part-of-speech. It then notes that *book* can be a verb, matching the expectation in the current state. This results in the creation of the new state $Verb \rightarrow book\bullet$, $[0, 1]$. This new state is then added to the chart entry that *follows* the one currently being processed. The noun sense of *book* never enters the chart since it is not predicted by any rule at this position in the input.

Completer

COMPLETER is applied to a state when its dot has reached the right end of the rule. The presence of such a state represents the fact that the parser has successfully discovered a particular grammatical category over some span of the input. The purpose of COMPLETER is to find, and advance, all previously created states that were looking for this grammatical category at this position in the input. New states are then created by **copying** the older state, advancing the dot over the expected category, and installing the new state in the current chart entry.

In the current example, when the state $NP \rightarrow Det Nominal\bullet$, $[1, 3]$ is processed, COMPLETER looks for incomplete states ending at position 1 and expecting an *NP*. It finds the states $VP \rightarrow Verb\bullet NP$, $[0, 1]$ and $VP \rightarrow Verb\bullet NP PP$, $[0, 1]$. This results in the addition of the new complete state $VP \rightarrow Verb NP\bullet$, $[0, 3]$, and the new incomplete state $VP \rightarrow Verb NP\bullet PP$, $[0, 3]$ to the chart.

A Complete Example

Fig. 13.14 shows the sequence of states created during the complete processing of Ex. 13.7; each row indicates the state number for reference, the dotted rule, the start and end points, and finally the function that added this state to the chart. The algorithm begins by seeding the chart with a top-down expectation for an *S*. This is accomplished by adding a dummy state $\gamma \rightarrow \bullet S$, $[0, 0]$ to Chart[0]. When this state is processed, it is passed to PREDICTOR leading to the creation of the three states representing predictions for each possible type of *S*, and transitively to states for all of the left-corners of those trees. When the state $VP \rightarrow \bullet Verb$, $[0, 0]$ is reached, SCANNER is called and the first word is read. A state representing the verb sense of *Book* is added to the entry for Chart[1]. Note that when the subsequent sentence initial *VP* states are processed, SCANNER will be called again. However, new states are not added since they would be identical to the *Verb* state already in the chart.

When all the states of Chart[0] have been processed, the algorithm moves on to Chart[1] where it finds the state representing the verb sense of *book*. This is a complete state with its dot to the right of its constituent and is therefore passed to COMPLETER. COMPLETER then finds the four previously existing *VP* states expecting a *Verb* at this point in the input. These states are copied with their dots advanced and added to Chart[1]. The completed state corresponding to an intransitive *VP* then leads to the creation of an *S* representing an imperative sentence. Alternatively, the dot in the transitive verb phrase leads to the creation of the three states predicting different forms of *NPs*. The state $NP \rightarrow \bullet Det Nominal$, $[1, 1]$ causes SCANNER to read the word *that* and add a corresponding state to Chart[2].

Moving on to Chart[2], the algorithm finds the state representing the determiner sense of *that*. This complete state leads to the advancement of the dot in the *NP* state

Chart[0]	S0	$\gamma \rightarrow \bullet S$	[0,0]	Dummy start state
	S1	$S \rightarrow \bullet NP VP$	[0,0]	Predictor
	S2	$S \rightarrow \bullet Aux NP VP$	[0,0]	Predictor
	S3	$S \rightarrow \bullet VP$	[0,0]	Predictor
	S4	$NP \rightarrow \bullet Pronoun$	[0,0]	Predictor
	S5	$NP \rightarrow \bullet Proper-Noun$	[0,0]	Predictor
	S6	$NP \rightarrow \bullet Det Nominal$	[0,0]	Predictor
	S7	$VP \rightarrow \bullet Verb$	[0,0]	Predictor
	S8	$VP \rightarrow \bullet Verb NP$	[0,0]	Predictor
	S9	$VP \rightarrow \bullet Verb NP PP$	[0,0]	Predictor
	S10	$VP \rightarrow \bullet Verb PP$	[0,0]	Predictor
S11	$VP \rightarrow \bullet VP PP$	[0,0]	Predictor	
Chart[1]	S12	$Verb \rightarrow book \bullet$	[0,1]	Scanner
	S13	$VP \rightarrow Verb \bullet$	[0,1]	Completer
	S14	$VP \rightarrow Verb \bullet NP$	[0,1]	Completer
	S15	$VP \rightarrow Verb \bullet NP PP$	[0,1]	Completer
	S16	$VP \rightarrow Verb \bullet PP$	[0,1]	Completer
	S17	$S \rightarrow VP \bullet$	[0,1]	Completer
	S18	$VP \rightarrow VP \bullet PP$	[0,1]	Completer
	S19	$NP \rightarrow \bullet Pronoun$	[1,1]	Predictor
	S20	$NP \rightarrow \bullet Proper-Noun$	[1,1]	Predictor
	S21	$NP \rightarrow \bullet Det Nominal$	[1,1]	Predictor
	S22	$PP \rightarrow \bullet Prep NP$	[1,1]	Predictor
Chart[2]	S23	$Det \rightarrow that \bullet$	[1,2]	Scanner
	S24	$NP \rightarrow Det \bullet Nominal$	[1,2]	Completer
	S25	$Nominal \rightarrow \bullet Noun$	[2,2]	Predictor
	S26	$Nominal \rightarrow \bullet Nominal Noun$	[2,2]	Predictor
	S27	$Nominal \rightarrow \bullet Nominal PP$	[2,2]	Predictor
Chart[3]	S28	$Noun \rightarrow flight \bullet$	[2,3]	Scanner
	S29	$Nominal \rightarrow Noun \bullet$	[2,3]	Completer
	S30	$NP \rightarrow Det Nominal \bullet$	[1,3]	Completer
	S31	$Nominal \rightarrow Nominal \bullet Noun$	[2,3]	Completer
	S32	$Nominal \rightarrow Nominal \bullet PP$	[2,3]	Completer
	S33	$VP \rightarrow Verb NP \bullet$	[0,3]	Completer
	S34	$VP \rightarrow Verb NP \bullet PP$	[0,3]	Completer
	S35	$PP \rightarrow \bullet Prep NP$	[3,3]	Predictor
	S36	$S \rightarrow VP \bullet$	[0,3]	Completer
	S37	$VP \rightarrow VP \bullet PP$	[0,3]	Completer

Figure 13.14 Chart entries created during an Earley parse of *Book that flight*. Each entry shows the state, its start and end points, and the function that placed it in the chart.

predicted in Chart[1], and also to the predictions for the various kinds of *Nominal*. The first of these causes SCANNER to be called for the last time to process the word *flight*.

Finally moving on to Chart[3], the presence of the state representing *flight* leads in quick succession to the completion of an *NP*, transitive *VP*, and an *S*. The presence of the state $S \rightarrow VP \bullet$, [0, 3] in the last chart entry signals the discovery of a successful

Chart[1]	S12	<i>Verb</i> → <i>book</i> •	[0,1]	Scanner
Chart[2]	S23	<i>Det</i> → <i>that</i> •	[1,2]	Scanner
Chart[3]	S28	<i>Noun</i> → <i>flight</i> •	[2,3]	Scanner
	S29	<i>Nominal</i> → <i>Noun</i> •	[2,3]	(S28)
	S30	<i>NP</i> → <i>Det Nominal</i> •	[1,3]	(S23, S29)
	S33	<i>VP</i> → <i>Verb NP</i> •	[0,3]	(S12, S30)
	S36	<i>S</i> → <i>VP</i> •	[0,3]	(S33)

Figure 13.15 States that participate in the final parse of *Book that flight*, including structural parse information.

parse.

It is useful to contrast this example with the CKY example given earlier. Although Earley managed to avoid adding an entry for the noun sense of *book*, its overall behavior is clearly much more promiscuous than CKY. This promiscuity arises from the purely top-down nature of the predictions that Earley makes. Exercise 13.6 asks you to improve the algorithm by eliminating some of these unnecessary predictions.

Retrieving Parse Trees from a Chart

As with the CKY algorithm, this version of the Earley algorithm is a recognizer not a parser. Valid sentences will simply leave the state $S \rightarrow \alpha \bullet, [0, N]$ in the chart. To retrieve parses from the chart the representation of each state must be augmented with an additional field to store information about the completed states that generated its constituents.

The information needed to fill these fields can be gathered by making a simple change to the COMPLETER function. Recall that COMPLETER creates new states by advancing existing incomplete states when the constituent following the dot has been discovered in the right place. The only change necessary is to have COMPLETER add a pointer to the older state onto a list of constituent-states for the new state. Retrieving a parse tree from the chart is then merely a matter of following pointers starting with the state (or states) representing a complete *S* in the final chart entry. Fig. 13.15 shows the chart entries produced by an appropriately updated COMPLETER that participate in the final parse for this example.

13.4.3 Chart Parsing

In both the CKY and Earley algorithms, the order in which events occur (adding entries to the table, reading words, making predictions, etc.) is statically determined by the procedures that make up these algorithms. Unfortunately, dynamically determining the order in which events occur based on the current information is often necessary for a variety of reasons. Fortunately, an approach advanced by Martin Kay and his colleagues (Kaplan, 1973; Kay, 1986) called **Chart Parsing** facilitates just such dynamic determination of the order in which chart entries are processed. This is accomplished through the introduction of an *agenda* to the mix. In this scheme, as states (called **edges**

in this approach) are created they are added to an agenda that is kept ordered according to a policy that is specified *separately* from the main parsing algorithm. This can be viewed as another instance of state-space search that we've seen several times before. The FSA and FST recognition and parsing algorithms in Chs. 2 and 3 employed agendas with simple static policies, while the A* decoding algorithm described in Ch. 9 is driven by an agenda that is ordered probabilistically.

Fig. 13.16 presents a generic version of a parser based on such a scheme. The main part of the algorithm consists of a single loop that removes a edge from the front of an agenda, processes it, and then moves on to the next entry in the agenda. When the agenda is empty, the parser stops and returns the chart. The policy used to order the elements in the agenda thus determines the order in which further edges are created and predictions are made.

```

function CHART-PARSE(words, grammar, agenda-strategy) returns chart
  INITIALIZE(chart, agenda, words)
  while agenda
    current-edge ← POP(agenda)
    PROCESS-EDGE(current-edge)
  return(chart)

procedure PROCESS-EDGE(edge)
  ADD-TO-CHART(edge)
  if INCOMPLETE?(edge)
    FORWARD-FUNDAMENTAL-RULE(edge)
  else
    BACKWARD-FUNDAMENTAL-RULE(edge)
  MAKE-PREDICTIONS(edge)

procedure FORWARD-FUNDAMENTAL((A → α • B β, [i, j]))
  for each(B → γ •, [j, k]) in chart
    ADD-TO-AGENDA(A → α B • β, [i, k])

procedure BACKWARD-FUNDAMENTAL((B → γ •, [j, k]))
  for each(A → α • B β, [i, j]) in chart
    ADD-TO-AGENDA(A → α B • β, [i, k])

procedure ADD-TO-CHART(edge)
  if edge is not already in chart then
    Add edge to chart

procedure ADD-TO-AGENDA(edge)
  if edge is not already in agenda then
    APPLY(agenda-strategy, edge, agenda)

```

Figure 13.16 A Chart Parsing Algorithm

The key principle in processing edges in this approach is what Kay termed the **fundamental rule** of chart parsing. The fundamental rule states that when the chart contains two contiguous edges where one of the edges provides the constituent that

the other one needs, a new edge should be created that spans the original edges and incorporates the provided material. More formally, the fundamental rule states the following: if the chart contains two edges $A \rightarrow \alpha \bullet B \beta, [i, j]$ and $B \rightarrow \gamma \bullet, [j, k]$ then we should add the new edge $A \rightarrow \alpha B \bullet \beta [i, k]$ to the chart. It should be clear that the fundamental rule is a generalization of the basic table-filling operations found in both the CKY and Earley algorithms.

The fundamental rule is triggered in Fig. 13.16 when an edge is removed from the agenda and passed to the PROCESS-EDGE procedure. Note that the fundamental rule itself does not specify which of the two edges involved has triggered the processing. PROCESS-EDGE handles both cases by checking to see whether or not the edge in question is complete. If it is complete then the algorithm looks earlier in the chart to see if any existing edge can be advanced; if it is incomplete then it looks later in the chart to see if it can be advanced by any pre-existing edge later in the chart.

The next piece of the algorithm that needs to be filled in is the method for making predictions based on the edge being processed. There are two key components to making predictions in chart parsing: the events that trigger predictions, and the nature of a predictions. The nature of these components varies depending on whether we are pursuing a top-down or bottom-up strategy. As in Earley, top-down predictions are triggered by expectations that arise from incomplete edges that have been entered into the chart; bottom-up predictions are triggered by the discovery of completed constituents. Fig. 13.17 illustrates how these two strategies can be integrated into the chart parsing algorithm.

```

procedure MAKE-PREDICTIONS(edge)
  if Top-Down and INCOMPLETE?(edge)
    TD-PREDICT(edge)
  elsif Bottom-Up and COMPLETE?(edge)
    BU-PREDICT(edge)
procedure TD-PREDICT(( $A \rightarrow \alpha \bullet B \beta, [i, j]$ ))
  for each ( $B \rightarrow \gamma$ ) in grammar do
    ADD-TO-AGENDA( $B \rightarrow \bullet \gamma, [j, j]$ )
procedure BU-PREDICT(( $B \rightarrow \gamma \bullet, [i, j]$ ))
  for each ( $A \rightarrow B \beta$ ) in grammar
    ADD-TO-AGENDA( $A \rightarrow B \bullet \beta, [i, j]$ )

```

Figure 13.17 A Chart Parsing Algorithm

Obviously we've left out many of the bookkeeping details that would have to be specified to turn this approach into a real parser. Among the details that have to be worked out are how the INITIALIZE procedure gets things started, how and when words are read, the organization of the chart, and specifying an agenda strategy. Indeed, in describing the approach here, Kay (1986) refers to it as an **algorithm schema** rather than an algorithm, since it more accurately specifies an entire family of parsers rather than any particular parser. Exercise 13.7 asks you to explore some of the available

choices by implementing various chart parsers.

13.5 PARTIAL PARSING

PARTIAL PARSE
SHALLOW PARSE

Many language-processing tasks simply do not require complex, complete parse trees for all inputs. For these tasks, a **partial parse**, or **shallow parse**, of input sentences may be sufficient. For example, **information extraction** systems generally do not extract *all* the possible information from a text; they simply identify and classify the segments in a text that are likely to contain valuable information. Similarly, information retrieval systems may choose to index documents based on a select subset of the constituents found in a text.

Not surprisingly, there are many different approaches to partial parsing. Some approaches make use of cascades of FSTs, of the kind discussed in Ch. 3, to produce representations that closely approximate the kinds of trees we've been assuming in this chapter and the last. These approaches typically produce flatter trees than the ones we've been discussing. This flatness arises from the fact that such approaches generally defer decisions that may require semantic or contextual factors, such as prepositional phrase attachments, coordination ambiguities, and nominal compound analyses. Nevertheless the intent is to produce parse-trees that link all the major constituents in an input.

CHUNKING

An alternative style of partial parsing is known as **chunking**. Chunking is the process of identifying and classifying the flat non-overlapping segments of a sentence that constitute the basic non-recursive phrases corresponding to the major parts-of-speech found in most wide-coverage grammars. This set typically includes noun phrases, verb phrases, adjective phrases, and prepositional phrases; in other words, the phrases that correspond to the content-bearing parts-of-speech. Of course, not all applications require the identification of all of these categories; indeed the most common chunking task is to simply find all the base noun phrases in a text.

Since chunked texts lack a hierarchical structure, a simple bracketing notation is sufficient to denote the location and the type of the chunks in a given example. The following example illustrates a typical bracketed notation.

(13.8) [_{NP} The morning flight] [_{PP} from] [_{NP} Denver] [_{VP} has arrived.]

This bracketing notation makes clear the two fundamental tasks that are involved in chunking: finding the non-overlapping extents of the chunks, and assigning the correct label to the discovered chunks.

Note that in this example all the words are contained in some chunk. This will not be the case in all chunking applications. In many settings, a good number of the words in any input will fall outside of any chunk. This is, for example, the norm in systems that are only interested in finding the base-NPs in their inputs, as illustrated by the following example.

(13.9) [_{NP} The morning flight] from [_{NP} Denver] has arrived.

The details of what constitutes a syntactic base-phrase for any given system varies according to the syntactic theories underlying the system and whether the phrases

are being derived from a treebank. Nevertheless, some standard guidelines are followed in most systems. First and foremost, base phrases of a given type do not recursively contain any constituents of the same type. Eliminating this kind of recursion leaves us with the problem of determining the boundaries of the non-recursive phrases. In most approaches, base-phrases include the headword of the phrase, along with any pre-head material within the constituent, while crucially excluding any post-head material. Eliminating post-head modifiers from the major categories automatically removes the need to resolve attachment ambiguities. Note that exclusion does lead to certain oddities such as the fact that *PPs* and *VPs* often consist solely of their heads. Thus our earlier example *a flight from Indianapolis to Houston on TWA* is reduced to the following:

(13.10) $[_{NP} \text{ a flight}] [_{PP} \text{ from}] [_{NP} \text{ Indianapolis}] [_{PP} \text{ to}] [_{NP} \text{ Houston}] [_{PP} \text{ on}] [_{NP} \text{ TWA}]$.

13.5.1 Finite-State Rule-Based Chunking

Syntactic base-phrases of the kind we're considering can be characterized by finite-state automata (or finite-state rules, or regular expressions) of the kind discussed earlier in Chs. 2 and 3. In finite-state rule-based chunking, a set of rules is hand-crafted to capture the phrases of interest for any particular application. In most rule-based systems, chunking proceeds from left-to-right, finding the longest matching chunk from the beginning of the sentence, it then continues with the first word after the end of the previously recognized chunk. The process continues until the end of the sentence. This is a greedy process and is not guaranteed to find the best global analysis for any given input.

The primary limitation placed on these chunk rules is that they can not contain any recursion; the right-hand side of the rule can not reference directly, or indirectly, the category that the rule is designed to capture. In other words, rules of the form $NP \rightarrow Det\ Nominal$ are fine, but rules such as $Nominal \rightarrow Nominal\ PP$ are not. Consider the following example chunk rules adapted from Abney (1996).

$NP \rightarrow (Det)\ Noun^*\ Noun$

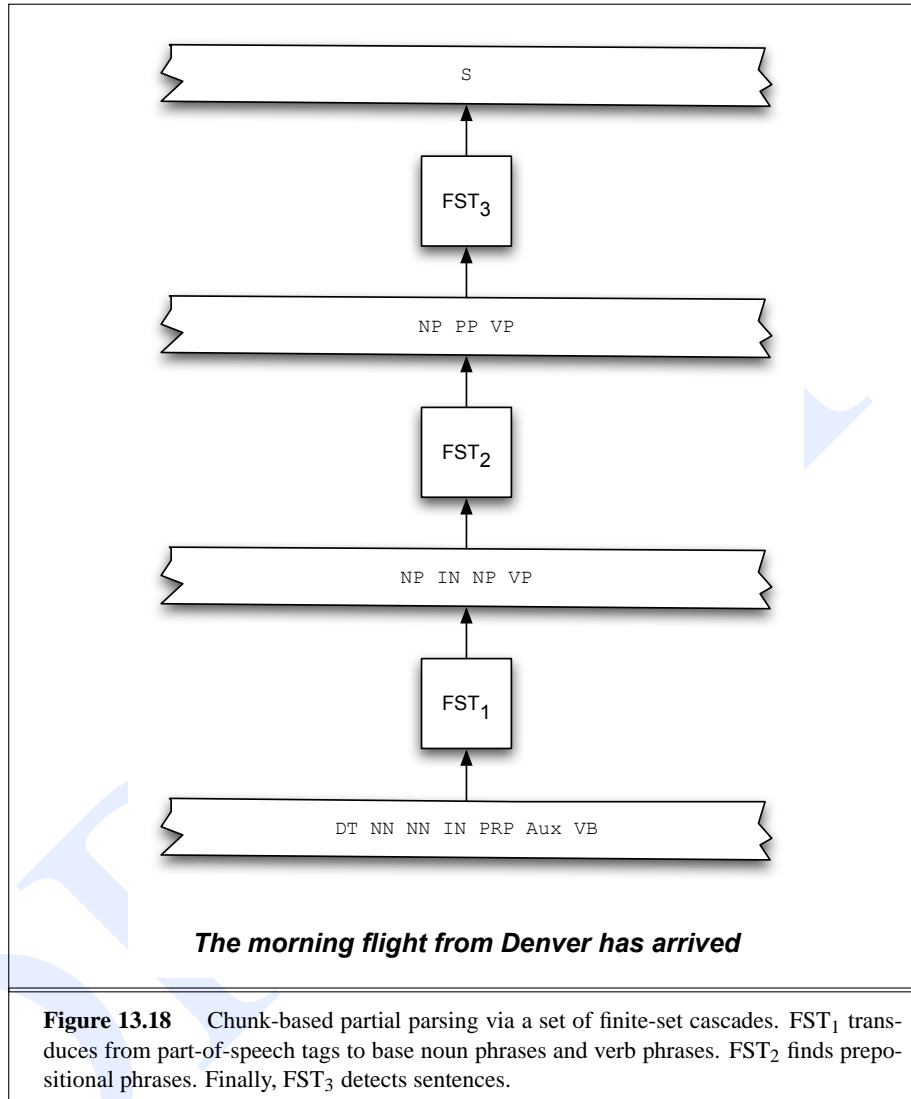
$NP \rightarrow Proper-Noun$

$VP \rightarrow Verb$

$VP \rightarrow Aux\ Verb$

The process of turning these rules into a single finite-state transducer is the same we introduced in Ch. 3 to capture spelling and phonological rules for English. Finite state transducers are created corresponding to each rule and are then unioned together to form a single machine that can then be determinized and minimized.

As we saw in Ch. 3, a major benefit of the finite-state approach is the ability to use the output of earlier transducers as inputs to subsequent transducers to form **cas-****cad-****es**. In **partial parsing**, this technique can be used to more closely approximate the output of true context-free parsers. In this approach, an initial set of transducers is used, in the way just described, to find a subset of syntactic base-phrases. These base-phrases are then passed as input to further transducers that detect larger and larger constituents such as prepositional phrases, verb phrases, clauses, and sentences. Con-



consider the following rules, again adapted from Abney (1996).

$$FST_2 \text{ PP} \rightarrow \text{Preposition NP}$$

$$FST_3 \text{ S} \rightarrow \text{PP}^* \text{ NP PP}^* \text{ VP PP}^*$$

Combining these two machines with the earlier rule-set results in a three machine cascade. The application of this cascade to Ex. 13.8 is shown in Fig. 13.18.

13.5.2 Machine Learning-Based Approaches to Chunking

As with part-of-speech tagging, an alternative to rule-based processing is to use supervised machine learning techniques to *train* a chunker using annotated data as a training set. As described earlier in Ch. 6, we can view the task as one of **sequential classification**, where a classifier is trained to label each element of the the input in sequence. Any of the standard approaches to training classifiers apply to this problem. In the work that pioneered this approach, Ramshaw and Marcus (1995) used the transformation-based learning method described in Ch. 5.

The critical first step in such an approach is to find a way to view the chunking process that is amenable to sequential classification. A particularly fruitful approach is to treat chunking as a tagging task similar to part-of-speech tagging (Ramshaw and Marcus, 1995). In this approach, a small tagset simultaneously encodes both the segmentation and the labeling of the chunks in the input. The standard way to do this has come to be called **IOB tagging** and is accomplished by introducing tags to represent the beginning (B) and internal (I) parts of each chunk, as well as those elements of the input that are outside (O) any chunk. Under this scheme, the size of the tagset is $(2n + 1)$ where n is the number of categories to be classified. The following example shows the tagging version of the bracketing notation given earlier for Ex. 13.8 on pg. 25.

IOB TAGGING

(13.11) *The morning flight from Denver has arrived*
 B_NP I_NP I_NP B_PP B_NP B_VP I_VP

The same sentence with only the base-NPs tagged illustrates the role of the O tags.

(13.12) *The morning flight from Denver has arrived.*
 B_NP I_NP I_NP O B_NP O O

Notice that there is no explicit encoding of the end of a chunk in this scheme; the end of any chunk is implicit in any transition from an I or B, to a B tag, or from an I to an O tag. This encoding reflects the notion that when sequentially labeling words, it is generally quite a bit easier (at least in English) to detect the beginning of a new chunk than it is to know when a chunk has ended. Not surprisingly, there are a variety of other tagging schemes that represent chunks in subtly different ways, including some that explicitly mark the end of constituents. Tjong Kim Sang and Veenstra (1999) describe three variations on this basic tagging scheme and investigate their performance on a variety of chunking tasks.

Given such a tagging scheme, building a chunker consists of training a classifier to label each word of an input sentence with one of the IOB tags from the tagset. Of course, training requires training data consisting of the phrases of interest delimited and marked with the appropriate category. The direct approach is to annotate a representative corpus. Unfortunately, annotation efforts can be both expensive and time-consuming. It turns out that the best place to find such data for chunking, is in one of the already existing treebanks described earlier in Ch. 12.

Resources such as the Penn Treebank provide a complete syntactic parse for each sentence in a corpus. Therefore, base syntactic phrases can be extracted from the constituents provided by the Treebank parses. Finding the kinds of phrases we're

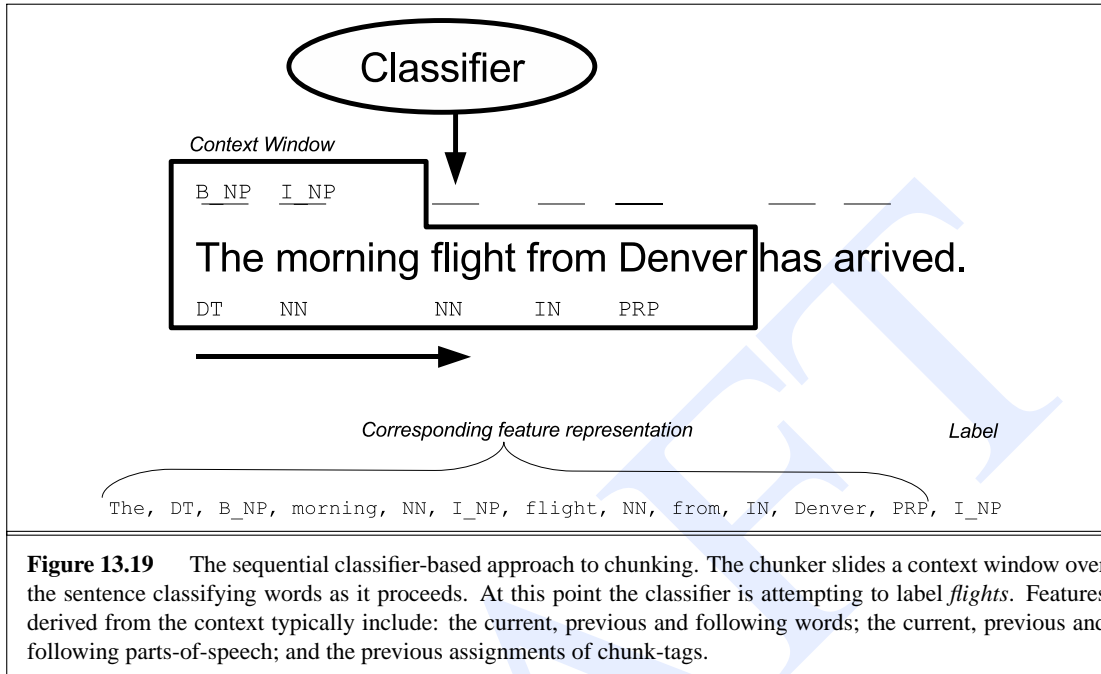


Figure 13.19 The sequential classifier-based approach to chunking. The chunker slides a context window over the sentence classifying words as it proceeds. At this point the classifier is attempting to label *flights*. Features derived from the context typically include: the current, previous and following words; the current, previous and following parts-of-speech; and the previous assignments of chunk-tags.

interested in is relatively straightforward; we simply need to know the appropriate non-terminal names in the collection. Finding the boundaries of the chunks entails finding the head, and then including the material to the left of the head, ignoring the text to the right. This latter process is somewhat error-prone since it relies on the accuracy of the head-finding rules described earlier in Ch. 12.

Having extracted a training corpus from a treebank, we must now cast the training data into a form that's useful for training classifiers. In this case, each input can be represented as a set of features extracted from a **context window** that surrounds the word to be classified. Using a window that extends two words before, and two words after the word being classified seems to provide reasonable performance. Features extracted from this window include: the words themselves, their parts-of-speech, as well as the chunk tags of the preceding inputs in the window.

Fig. 13.19 illustrates this scheme with the example given earlier. During training, the classifier would be provided with a training vector consisting of the values of 12 features (using Penn Treebank tags) as shown. To be concrete, during training the classifier is given the 2 words to the right of the decision point along with their part-of-speech tags and their chunk tags, the word to be tagged along with its part-of-speech, the two words that follow along with their parts-of-speech, and finally the correct chunk tag, in this case *I_NP*. During classification, the classifier is given the same vector without the answer and is asked to assign the most appropriate tag from its tagset.

13.5.3 Evaluating Chunking Systems

As with the evaluation of part-of-speech taggers, the evaluation of chunkers proceeds by comparing the output of a chunker against gold-standard answers provided by human annotators. However, unlike part-of-speech tagging and speech recognition, word-by-word accuracy measures are not adequate. Instead, chunkers are evaluated using measures borrowed from the field of information retrieval. In particular, the notions of precision, recall and the F measure are employed.

Precision measures the percentage of chunks that were provided by a system that were correct. Correct here means that both the boundaries of the chunk and the chunk's label are correct. Precision is therefore defined as:

$$\textbf{Precision} = \frac{\text{Number of correct chunks given by system}}{\text{Total number of chunks given by system}}$$

Recall measures the percentage of chunks actually present in the input that were correctly identified by the system. Recall is defined as:

$$\textbf{Recall} = \frac{\text{Number of correct chunks given by system}}{\text{Total number of actual chunks in the text}}$$

F-MEASURE

The **F-measure** (van Rijsbergen, 1975) provides a way to combine these two measures into a single metric. The F-measure is defined as:

$$F_{\beta} = \frac{(\beta^2 + 1)PR}{\beta^2 P + R}$$

The β parameter is used to differentially weight the importance of recall and precision, based perhaps on the needs of an application. Values of $\beta > 1$ favor recall, while values of $\beta < 1$ favor precision. When $\beta = 1$, precision and recall are equally balanced; this is sometimes called $F_{\beta=1}$ or just F_1 :

$$(13.13) \quad F_1 = \frac{2PR}{P + R}$$

The F-measure derives from a weighted harmonic mean of precision and recall. The harmonic mean of a set of numbers is the reciprocal of the arithmetic mean of the reciprocals:

$$(13.14) \quad \text{HarmonicMean}(a_1, a_2, a_3, a_4, \dots, a_n) = \frac{n}{\frac{1}{a_1} + \frac{1}{a_2} + \frac{1}{a_3} + \dots + \frac{1}{a_n}}$$

and hence F-measure is

$$(13.15) \quad F = \frac{1}{\frac{1}{\alpha P} + \frac{1}{(1-\alpha)R}} \quad \text{or} \left(\text{with } \beta^2 = \frac{1-\alpha}{\alpha} \right) \quad F = \frac{(\beta^2 + 1)PR}{\beta^2 P + R}$$

The best current systems achieve an F-measure of around .96 on the task of base-NP chunking. Learning-based systems designed to find a more complete set of base-phrases, such as the ones given in Fig. 13.20, achieve F-measures in the .92 to .94 range. The exact choice of learning approach seems to have little impact on these results; a wide-range of machine learning approaches achieve essentially the same results (Cardie et al., 2000). FST-based systems of the kind discussed in Sec. 13.5.1 achieved F-measures ranging from .85 to .92 on this task.

Factors limiting the performance of current systems include the accuracy of the part-of-speech taggers used to provide features for the system during testing, inconsistencies in the training data introduced by the process of extracting chunks from parse trees, and difficulty resolving ambiguities involving conjunctions. Consider the following examples that involve pre-nominal modifiers and conjunctions.

(13.16) [*NP* Late arrivals and departures] are commonplace during winter.

(13.17) [*NP* Late arrivals] and [*NP* cancellations] are commonplace during winter.

In the first example, *late* is shared by both *arrivals* and *departures* yielding a single long base-NP. In the second example, *late* is not shared and modifies *arrivals* alone, thus yielding two base-NPs. Distinguishing these two situations, and others like them, requires access to semantic and context information unavailable to current chunkers.

Label	Category	Proportion (%)	Example
<i>NP</i>	Noun Phrase	51	<i>The most frequently cancelled flight</i>
<i>VP</i>	Verb Phrase	20	<i>may not arrive</i>
<i>PP</i>	Prepositional Phrase	20	<i>to Houston</i>
<i>ADVP</i>	Adverbial Phrase	4	<i>earlier</i>
<i>SBAR</i>	Subordinate Clause	2	<i>that</i>
<i>ADJP</i>	Adjective Phrase	2	<i>late</i>

Figure 13.20 Most frequent base-phrases used in the 2000 CONLL shared task. These chunks correspond to the major categories contained in the Penn Treebank.

13.6 SUMMARY

The two major ideas introduced in this chapter are those of **parsing** and **partial parsing**. Here's a summary of the main points we covered about these ideas:

- Parsing can be viewed as a **search** problem.
- Two common architectural metaphors for this search are **top-down** (starting with the root *S* and growing trees down to the input words) and **bottom-up** (starting with the words and growing trees up toward the root *S*).
- **Ambiguity** combined with the **repeated parsing of sub-trees** pose problems for simple backtracking algorithms.
- A sentence is **structurally ambiguous** if the grammar assigns it more than one possible parse.
- Common kinds of structural ambiguity include **PP-attachment**, **coordination ambiguity** and **noun-phrase bracketing ambiguity**.
- The **dynamic programming** parsing algorithms use a table of partial-parses to efficiently parse ambiguous sentences. The **CKY**, **Earley**, and **Chart-Parsing** algorithms all use dynamic-programming to solve the repeated parsing of sub-trees problem.

- The CKY algorithm restricts the form of its grammar to Chomsky-Normal Form; the Earley and Chart-parsers accept unrestricted context-free grammars.
- Many practical problems including **information extraction** problems can be solved without full parsing.
- Partial parsing and chunking are methods for identifying shallow syntactic constituents in a text.
- High accuracy partial parsing can be achieved either through rule-based or machine learning-based methods.

BIBLIOGRAPHICAL AND HISTORICAL NOTES

Writing about the history of compilers, Knuth notes:

In this field there has been an unusual amount of parallel discovery of the same technique by people working independently.

Well, perhaps not unusual, if multiple discovery is the norm (see page ??). But there has certainly been enough parallel publication that this history will err on the side of succinctness in giving only a characteristic early mention of each algorithm; the interested reader should see Aho and Ullman (1972).

Bottom-up parsing seems to have been first described by Yngve (1955), who gave a breadth-first bottom-up parsing algorithm as part of an illustration of a machine translation procedure. Top-down approaches to parsing and translation were described (presumably independently) by at least Glennie (1960), Irons (1961), and Kuno and Oettinger (1963). Dynamic programming parsing, once again, has a history of independent discovery. According to Martin Kay (personal communication), a dynamic programming parser containing the roots of the CKY algorithm was first implemented by John Cocke in 1960. Later work extended and formalized the algorithm, as well as proving its time complexity (Kay, 1967; Younger, 1967; Kasami, 1965). The related **well-formed substring table (WFST)** seems to have been independently proposed by Kuno (1965), as a data structure which stores the results of all previous computations in the course of the parse. Based on a generalization of Cocke's work, a similar data-structure had been independently described by Kay (1967) and Kay (1973). The top-down application of dynamic programming to parsing was described in Earley's Ph.D. dissertation (Earley, 1968) and Earley (1970). Sheil (1976) showed the equivalence of the WFST and the Earley algorithm. Norvig (1991) shows that the efficiency offered by all of these dynamic programming algorithms can be captured in any language with a *memoization* function (such as LISP) simply by wrapping the *memoization* operation around a simple top-down parser.

While parsing via cascades of finite-state automata had been common in the early history of parsing (Harris, 1962), the focus shifted to full CFG parsing quite soon afterward. Church (1980) argued for a return to finite-state grammars as a processing model for natural language understanding; other early finite-state parsing models include Ejerhed (1988). Abney (1991) argued for the important practical role of shallow parsing. Much recent work on shallow parsing applies machine learning to the task of

learning the patterns; see for example Ramshaw and Marcus (1995), Argamon et al. (1998), Munoz et al. (1999).

The classic reference for parsing algorithms is Aho and Ullman (1972); although the focus of that book is on computer languages, most of the algorithms have been applied to natural language. A good programming languages textbook such as Aho et al. (1986) is also useful.

EXERCISES

- 13.1** Implement the algorithm to convert arbitrary context-free grammars to CNF. Apply your program to the \mathcal{L}_1 grammar.
- 13.2** Implement the CKY algorithm and test it using your converted \mathcal{L}_1 grammar.
- 13.3** Rewrite the CKY algorithm given on page 13.10 so that it can accept grammars that contain unit productions.
- 13.4** Augment the Earley algorithm of Fig. 13.13 to enable parse trees to be retrieved from the chart by modifying the pseudocode for the COMPLETER as described on page 22.
- 13.5** Implement the Earley algorithm as augmented in the previous exercise. Check it on a test sentence using the \mathcal{L}_1 grammar.
- 13.6** Alter the Earley algorithm so that it makes better use of bottom-up information to reduce the number of useless predictions.
- 13.7** Attempt to recast the CKY and Earley algorithms in the chart parsing paradigm.
- 13.8** Discuss the relative advantages and disadvantages of partial parsing versus full parsing.
- 13.9** Implement a more extensive finite-state grammar for noun-groups using the examples given in Sec. 13.5 and test it on some sample noun-phrases. If you have access to an on-line dictionary with part-of-speech information, start with that; if not, build a more restricted system by hand.
- 13.10** Discuss how you would augment a parser to deal with input that may be incorrect, such as spelling errors or misrecognitions from a speech recognition system.

- Abney, S. (1996). Partial parsing via finite-state cascades. *Natural Language Engineering*, 2(4), 337–344.
- Abney, S. P. (1991). Parsing by chunks. In Berwick, R. C., Abney, S. P., and Tenny, C. (Eds.), *Principle-Based Parsing: Computation and Psycholinguistics*, pp. 257–278. Kluwer, Dordrecht.
- Aho, A. V., Sethi, R., and Ullman, J. D. (1986). *Compilers: Principles, Techniques, and Tools*. Addison-Wesley, Reading, MA.
- Aho, A. V. and Ullman, J. D. (1972). *The Theory of Parsing, Translation, and Compiling*, Vol. 1. Prentice-Hall, Englewood Cliffs, NJ.
- Argamon, S., Dagan, I., and Krymolowski, Y. (1998). A memory-based approach to learning shallow natural language patterns. In *COLING/ACL-98*, Montreal, pp. 67–73. ACL.
- Bacon, F. (1620). *Novum Organum*. Annotated edition edited by Thomas Fowler published by Clarendon Press, Oxford, 1889.
- Cardie, C., Daelemans, W., Ndellec, C., and Sang, E. T. K. (Eds.). (2000). *Proceedings of the Fourth Conference on Computational Language Learning*, Lisbon, Portugal.
- Church, K. W. and Patil, R. (1982). Coping with syntactic ambiguity. *American Journal of Computational Linguistics*, 8(3-4), 139–149.
- Church, K. W. (1980). On memory limitations in natural language processing. Master's thesis, MIT. Distributed by the Indiana University Linguistics Club.
- Earley, J. (1968). *An Efficient Context-Free Parsing Algorithm*. Ph.D. thesis, Carnegie Mellon University, Pittsburgh, PA.
- Earley, J. (1970). An efficient context-free parsing algorithm. *Communications of the ACM*, 6(8), 451–455. Reprinted in Grosz et al. (1986).
- Ejerhed, E. I. (1988). Finding clauses in unrestricted text by finitary and stochastic methods. In *Second Conference on Applied Natural Language Processing*, pp. 219–227. ACL.
- Glennie, A. (1960). On the syntax machine and the construction of a universal compiler. Tech. rep. No. 2, Contr. NR 049-141, Carnegie Mellon University (at the time Carnegie Institute of Technology), Pittsburgh, PA†.
- Harris, Z. S. (1962). *String Analysis of Sentence Structure*. Mouton, The Hague.
- Irons, E. T. (1961). A syntax directed compiler for ALGOL 60. *Communications of the ACM*, 4, 51–55.
- Kaplan, R. M. (1973). A general syntactic processor. In Rustin, R. (Ed.), *Natural Language Processing*, pp. 193–241. Algorithmics Press, New York.
- Kasami, T. (1965). An efficient recognition and syntax analysis algorithm for context-free languages. Tech. rep. AFCRL-65-758, Air Force Cambridge Research Laboratory, Bedford, MA†.
- Kay, M. (1967). Experiments with a powerful parser. In *Proc. 2eme Conference Internationale sur le Traitement Automatique des Langues*, Grenoble.
- Kay, M. (1973). The MIND system. In Rustin, R. (Ed.), *Natural Language Processing*, pp. 155–188. Algorithmics Press, New York.
- Kay, M. (1986). Algorithm schemata and data structures in syntactic processing. In *Readings in natural language processing*, pp. 35–70. Morgan Kaufmann Publishers Inc., San Francisco, CA, USA.
- Kuno, S. (1965). The predictive analyzer and a path elimination technique. *Communications of the ACM*, 8(7), 453–462.
- Kuno, S. and Oettinger, A. G. (1963). Multiple-path syntactic analyzer. In Popplewell, C. M. (Ed.), *Information Processing 1962: Proceedings of the IFIP Congress 1962*, Munich, pp. 306–312. North-Holland. Reprinted in Grosz et al. (1986).
- Munoz, M., Punyakanok, V., Roth, D., and Zimak, D. (1999). A learning approach to shallow parsing. In *Proceedings of the 1999 Joint SIGDAT Conference on Empirical Methods in Natural Language Processing and Very Large Corpora (EMNLP/VLC-99)*, College Park, MD, pp. 168–178. ACL.
- Norvig, P. (1991). Techniques for automatic memoization with applications to context-free parsing. *Computational Linguistics*, 17(1), 91–98.
- Ramshaw, L. A. and Marcus, M. P. (1995). Text chunking using transformation-based learning. In *Proceedings of the Third Annual Workshop on Very Large Corpora*, pp. 82–94. ACL.
- Sheil, B. A. (1976). Observations on context free parsing. *SMIL: Statistical Methods in Linguistics*, 1, 71–109.
- Tjong Kim Sang, E. F. and Veenstra, J. (1999). Representing text chunks. In *Proceedings of EACL 1999*, pp. 173–179.
- van Rijsbergen, C. J. (1975). *Information Retrieval*. Butterworths, London.
- Yngve, V. H. (1955). Syntax and the problem of multiple meaning. In Locke, W. N. and Booth, A. D. (Eds.), *Machine Translation of Languages*, pp. 208–226. MIT Press, Cambridge, MA.
- Younger, D. H. (1967). Recognition and parsing of context-free languages in time n^3 . *Information and Control*, 10, 189–208.